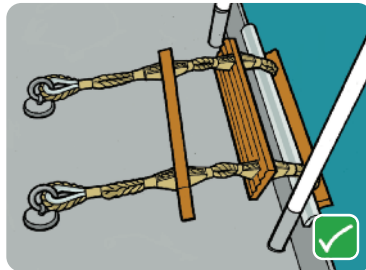
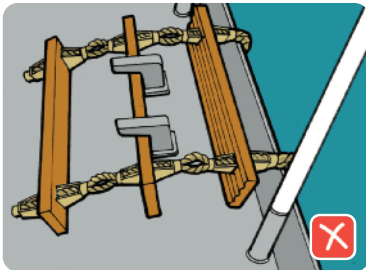




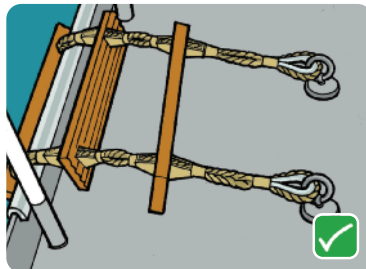
## PILOT LADDER




Pilot ladder is rigged too low for the pilot boat. The lower steps are trapped between ship and launch. This could cause pilot ladder to be damaged and/or the ladder ropes to break.



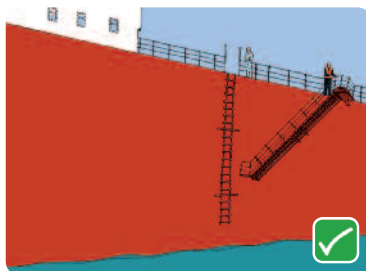
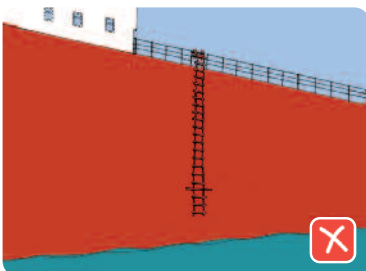
Pilot ladder secured using ship made brackets. The weight of the pilot will be supported by one step only. The hard edge of the top hull plate may damage the ropes.



Pilot ladder should not be secured by shackles or tying to ship side rails. These rails are easily damaged and their strength cannot be guaranteed.



The ladder must be a pilot ladder – constructed with spreaders, correctly rigged in the mid-ships 1/2 section of the ship with safety equipment and responsible officer present in direct communication with the bridge.



If the distance from waterline to the boarding point is more than 9 metres then a combination arrangement must be used – the accommodation ladder combined with a proper pilot ladder. Check the rules for rigging distances.

# CHECKLIST

Use with onboard procedures, SOLAS Chapter V, and IMO approved pilot boarding card.

## Rigging

- ☒ Ladder in good condition and SOLAS approved
- ☐ Responsible officer present for the rigging of the ladder
- ☐ Ladder rigged at height above water agreed with pilot boat
- ☐ Ladder lying flat against the ship's hull in the mid-ships section
- ☐ Ladder securely attached with ropes or shackles to the ship
- ☐ Bulkwalk transfer arrangements as per IMO approved pilot boarding card (see below)
- ☐ Appropriate safety gear present (radio, lifebuoy, heaving line)
- ☐ Tripping line attached to the lower spreader, leading forward, clear of pilot transfer operation
- ☐ Night time – adequate lighting that does not dazzle pilot boat coxswain

## Storage

- ☐ Ladder stored and protected from the elements
- ☐ Storage position well ventilated
- ☐ Ladder inspected regularly
- ☐ Ladder rolled up the correct way (right handed)

## Maintenance

- ☐ Inspections, maintenance and repairs recorded as per SOLAS V/23

